

Inductive sensor

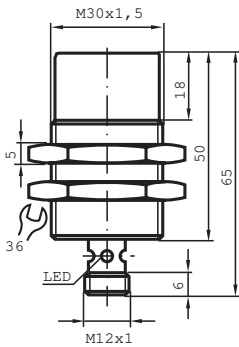
NBN20-30GM50-EI-V1-M1



- 20 mm non-flush
- Extended temperature range
-40 ... +85 °C
- Digital current output
- E1-Type approval



Dimensions



Technical Data

General specifications

Output type		Digital current output
Rated operating distance	s_n	20 mm
Installation		non-flush
Output polarity		DC
Assured operating distance	s_a	0 ... 16.2 mm
Actuating element		mild steel, e. g. 1.0037, SR235JR (formerly St37-2) 60 mm x 60 mm x 1 mm
Reduction factor r_{Al}		0.45
Reduction factor r_{Cu}		0.4
Reduction factor r_{304}		0.7
Reduction factor r_{Brass}		0.45
Output type		3-wire

Nominal ratings

Release date: 2022-06-30 Date of issue: 2022-06-30 Filename: 283416-0010_eng.pdf

Refer to "General Notes Relating to Pepperl+Fuchs Product Information".

Pepperl+Fuchs Group
www.pepperl-fuchs.com

USA: +1 330 486 0001
fa-info@us.pepperl-fuchs.com

Germany: +49 621 776 1111
fa-info@de.pepperl-fuchs.com

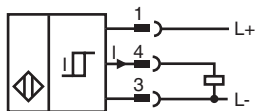
Singapore: +65 6779 9091
fa-info@sg.pepperl-fuchs.com

PF PEPPERL+FUCHS

Technical Data

Operating voltage	U_B	9 ... 30 V DC
Switching frequency	f	0 ... 1000 Hz
Hysteresis	H	2 ... 15 %
Reverse polarity protection		reverse polarity protected
Short-circuit protection		yes
Temperature drift		≤ 10 %
Time delay before availability	t_v	≤ 5 ms
Load resistor		100 ... 250 Ohm
Switching state indicator		LED, yellow
Functional safety related parameters		
MTTF _d		1545 a
Mission Time (T _M)		20 a
Diagnostic Coverage (DC)		0 %
Digital output		
Output value		object detected: 10 mA ± 1 mA object not detected: 5 mA ± 1 mA
Compliance with standards and directives		
Standard conformity		
Standards		EN 60947-5-2:2007 EN 60947-5-2/A1:2012 IEC 60947-5-2:2007 IEC 60947-5-2 AMD 1:2012
Approvals and certificates		
UL approval		cULus Listed, General Purpose, Class 2 Power Source
E1 Type approval		10R-04
Ambient conditions		
Ambient temperature		-40 ... 85 °C (-40 ... 185 °F)
Storage temperature		-40 ... 85 °C (-40 ... 185 °F)
Mechanical specifications		
Connection type		Connector plug M12 x 1 , 4-pin
Housing material		brass, nickel-plated
Sensing face		PBT
Degree of protection		IP68 / IP69K
Mass		135 g
General information		
Scope of delivery		2 self locking nuts in scope of delivery

Connection



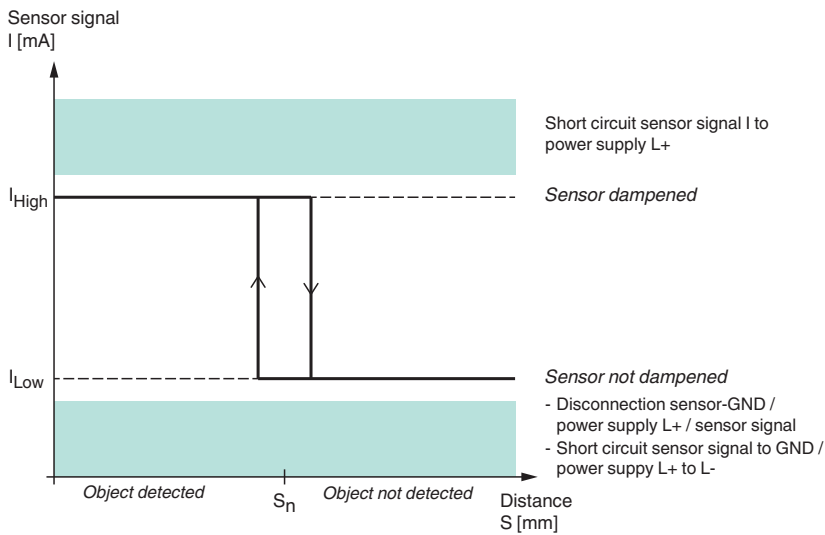
Connection Assignment



Wire colors in accordance with EN 60947-5-2

1	BN	(brown)
2	WH	(white)
3	BU	(blue)
4	BK	(black)

Characteristic Curve



Accessories

	BF 30	Mounting flange, 30 mm
	V1-G-2M-PUR	Female cordset single-ended M12 straight A-coded, 4-pin, PUR cable grey
	V1-W-2M-PUR	Female cordset single-ended M12 angled A-coded, 4-pin, PUR cable grey

Release date: 2022-06-30 Date of issue: 2022-06-30 Filename: 283416-0010_eng.pdf